





## SIERRA COLLECTION ORDER FORM


| Company Name |      |     |       |        | PO#                  |
|--------------|------|-----|-------|--------|----------------------|
| Name         |      |     |       |        | Order Date           |
| Tel          |      |     |       |        | Req'd Date           |
| Fax          |      |     |       |        | Total Pieces         |
| Ship via     |      |     |       |        | Colour               |
| #            | ITEM | QTY | WIDTH | HEIGHT | SPECIAL INSTRUCTIONS |
| 1            |      |     |       |        |                      |
| 2            |      |     |       |        |                      |
| 3            |      |     |       |        |                      |
| 4            |      |     |       |        |                      |
| 5            |      |     |       |        |                      |
| 6            |      |     |       |        |                      |
| 7            |      |     |       |        |                      |
| 8            |      |     |       |        |                      |
| 9            |      |     |       |        |                      |
| 10           |      |     |       |        |                      |
| 11           |      |     |       |        |                      |
| 12           |      |     |       |        |                      |
| 13           |      |     |       |        |                      |
| 14           |      |     |       |        |                      |
| 15           |      |     |       |        |                      |
| 16           |      |     |       |        |                      |
| 17           |      |     |       |        |                      |
| 18           |      |     |       |        |                      |
| 19           |      |     |       |        |                      |
| 20           |      |     |       |        |                      |
| 21           |      |     |       |        |                      |
| 22           |      |     |       |        |                      |
| 23           |      |     |       |        |                      |
| 24           |      |     |       |        |                      |
| 25           |      |     |       |        |                      |

**\*SIERRA COLLECTION**

PROFILE 

**Panel Profile**

FLAT 

CROWN 

FILL IN IF ORDERING  
GLAZE OPTION ONLY

**PAINT COLOUR:**

---

**GLAZE COLOUR:**

---

**ACCESSORIES**

**CM1, CM2, CM3  
CM4 & CM5**

Substrates Vary Depending  
on Crown Moulding Ordered

**MIN-MAX LIMITS**

**FLAT PANEL**  
Doors: Min 6 3/4"w/h  
Max 60"h 32"w  
Df's: Min 5 3/4"w/h  
Max 42"w 24"h  
Df's over 8" height are  
made with 3" Stile/Rail  
And will be listed as LDF

**RAISED PANEL**  
Doors: Min 9 1/4"w/h  
Max 60"h 32"w  
Df's: Min 5 3/4"w/h  
Max 42"w 24"h  
Df's over 8" height are  
made with 3" Stile/Rail  
And will be listed as LDF

**ITEM CODES:**  
D=Doors  
DF=Drawer Fronts  
LDF=DF with 3" Stile/ Rail  
GD=Glass Door

**\*SIERRA COLLECTION Doors are made with Solid Wood Stiles and Rails with MDF center panels.  
PRODUCTION OF ORDER WILL PROCEED UPON RECEIPT OF SIGNED ACKNOWLEDGEMENT.**